



[FOR OFFICE USE ONLY]

Planning & Zoning Department
 100 Dayton St, 2nd Floor
 Yellow Springs, OH 45387
 (937) 767-1702

Fence Application

Permit #: _____
 Application Received: _____

Applicant & Owner Information

Property Address:			
Property Owner:	Phone:	Email:	
Applicant Name:	Phone:	Email:	

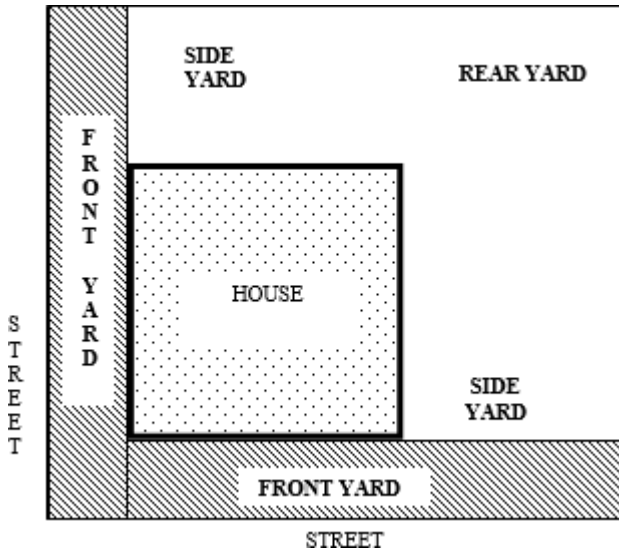
Project Information

Fence Heights: Front: Side 1: Side 2: Rear:

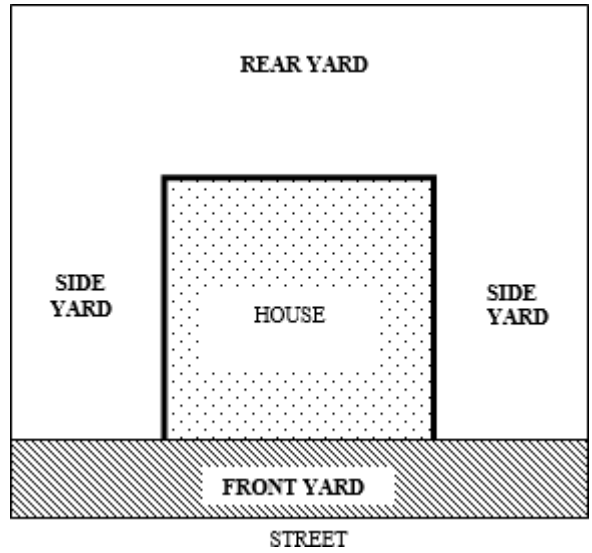
Fences are not allowed in the Right-of-way or utility easement areas. Please confirm the fence will not be: Yes: No:

Fence Material/Type: _____ **Lot Type (Please select one)** Corner Lot: Interior Lot:

Indicate below where you wish to install the fence(s) in relation to your house.



Corner Lot



Interior Lot

I, the undersigned do hereby certify that I am the applicant, and the information and statements given on this application, drawings, and specifications are to the best of my/our knowledge, true and correct. I understand that the Village is not responsible for inaccuracies in information presented, and that inaccuracies may result in the revocation of this Zoning permit as determined by the Village. I further certify that I am the Owner, or the lessee, or agent, fully authorized by the owner to make this submission. I certify that statements made to me about the time required to process this application are general estimations and not binding. Further, I understand that it may be necessary for the Village to request additional information and clarification after I have submitted this application and accompanying documentation.

I hereby certify, under penalty of perjury, that all the information provided on this application is true and correct.

Applicant Signature: _____ **Date:** _____

Owner Signature: _____ **Date:** _____

FOR OFFICE USE ONLY		
Zoning Fee: \$ _____	Payment Type: <input type="checkbox"/> Check <input type="checkbox"/> Cash <input type="checkbox"/> Card	Approved <input type="checkbox"/> Denied <input type="checkbox"/>
Other fees: \$ _____	Zoning District:	SEE ATTACHED LETTER FOR CONDITIONS
Total \$ _____	Zoning Official Name and Title	Date



FENCE PERMIT GUIDELINES

Please read and review this informational document to help you apply for your permit.

Fence Height, and location requirements

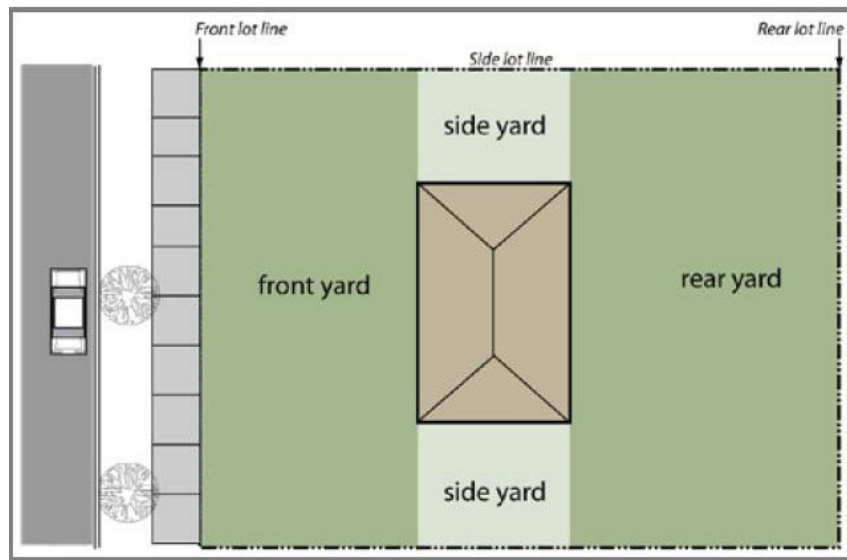
- Fences may be installed directly on your property line. You are responsible for knowing where your property line is, and if you aren't sure we recommend contacting a licensed surveyor to locate your property pins.
- In front yards, the height cannot exceed four (4) feet.
- Corner lots have two front yards, the lot lines abutting public roads, and the 4-foot height limit applies.
- For corner lots, the height cannot exceed three (3) feet in the "Clear Vision Triangle" (see diagram below)
- For side and rear yards, the height cannot exceed six (6) feet.
- Fences, walls, or foliage adjacent to any public sidewalk must be setback at least one foot from the inside line of the sidewalk.
- Visibility into and out of any driveway or street must remain unobstructed.
- Fences, walls or foliage erected or maintained above or within utility easements shall be subject to removal, as necessary in emergency circumstances, to provide access to such easements.

Requirements pertaining to material

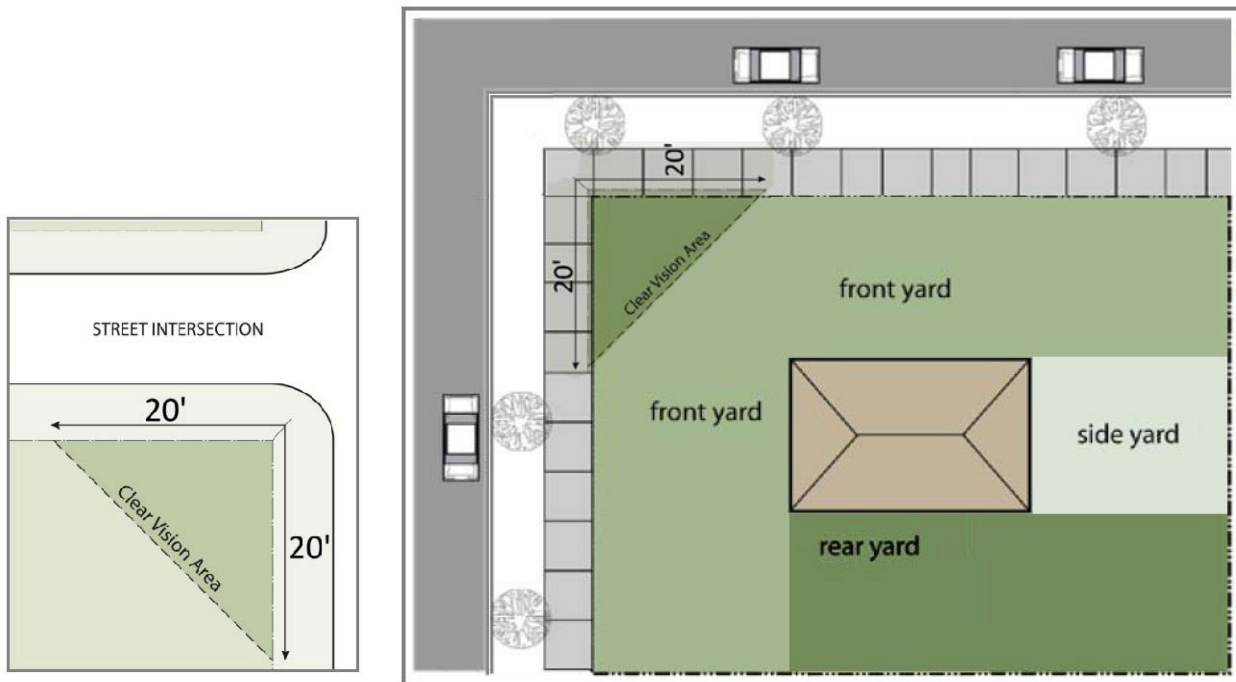
- If there is an unfinished side of the fence material used, the finished side must face out away from the property towards neighbors.
- Barbed wire or electrically charged fences may be erected in non-residential districts, provided the electrically charged or barbed section of the fence shall be no lower than seven feet above grade.

Definitions

- Yard.** An unoccupied open space from the ground upward, between the building wall and the adjoining lot lines.
- (1) **Front yard.** The space extending the full width of the lot between the nearest edge of a building and the front lot line.
 - (2) **Rear yard.** The space extending the full width of the lot between the nearest edge of a building and the rear lot line.
 - (3) **Side yard.** An open space extending from the front yard to the rear yard between the nearest edge of a building and the nearest side lot line.



(b) Clear Vision Corner. Fences, walls, structures, shrubbery or other potential obstructions to vision, except utility poles, lights and street signs, shall not be permitted to exceed a height of three feet within a triangular area formed by the intersection of the street right-of-way lines and a line connecting two points located on those intersecting right-of-way lines 20 feet from the point of intersection with the right-of-way lines.



For more details on the information provided, see section [1260.01 General Provisions](#), and section [1284.11 Definitions X-Y-Z](#) of the Codified Ordinances.

If you have any questions, please reach out to us by email: permits@yellowsprings.gov or phone: (937) 767-1702